



## FACT SHEET

ETHI COMMITTEE APPEARANCE ON 2023-05-12

# Registry of Lobbyists

## STATISTICS

	2021-22	2022-23
Number of active lobbyists (monthly average in FY)	6,596	6,935 <sup>1</sup>
Number of active registrations (monthly average in FY)	4,911	5,315 <sup>1</sup>
Consultant registrations (monthly average in FY)	3,746	4,106 <sup>1</sup>
In-house registrations – Corporation (monthly average in FY)	473	500 <sup>1</sup>
In-house registrations – Organisation (monthly average in FY)	692	709 <sup>1</sup>
<b>Number of MCRs (FY counts)</b>	<b>24,732</b>	<b>30,681<sup>1</sup></b>

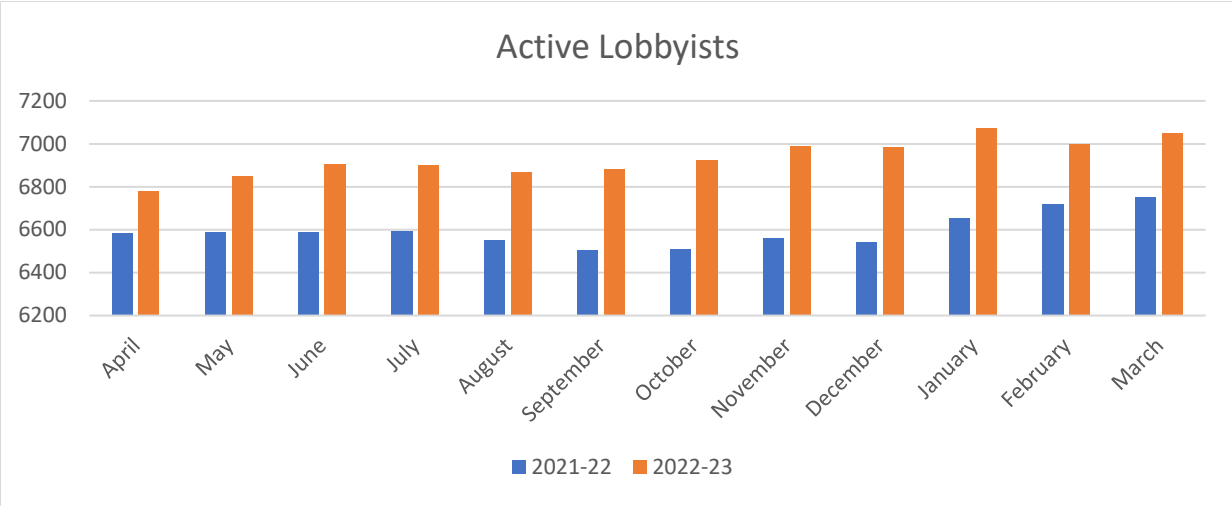
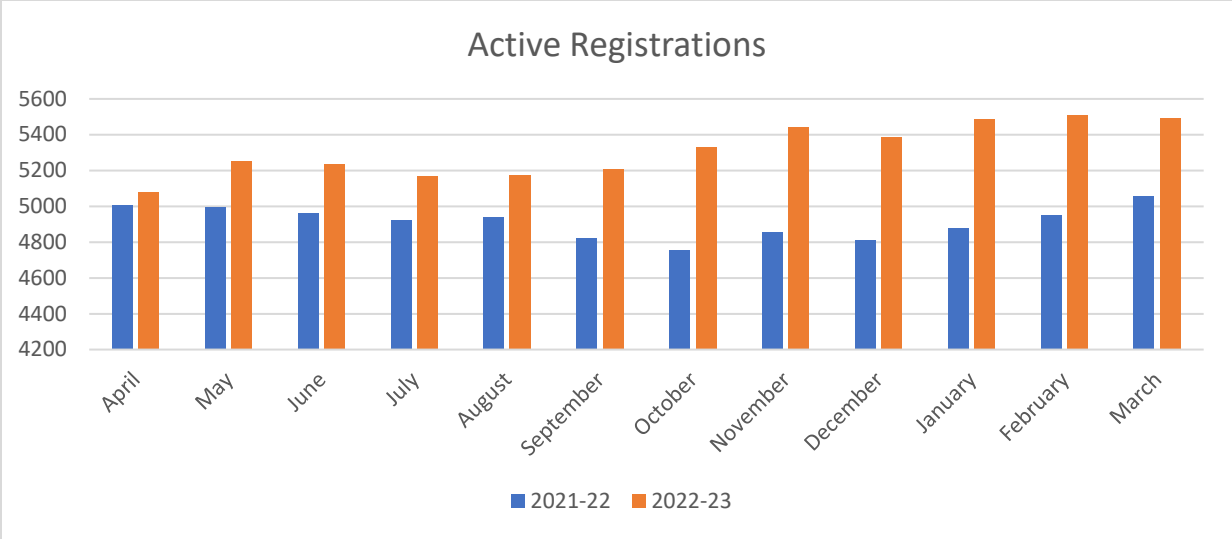
<sup>1</sup> Highest count ever recorded in the Registry

## ACTIVE LOBBYISTS AND ACTIVE REGISTRATIONS

2021-22 FY	Apr. 2021	May 2021	June 2021	July 2021	Aug. 2021	Sept. 2021	Oct. 2021	Nov. 2021	Dec. 2021	Jan. 2022	Feb. 2022	Mar. 2022
Active registrations	5,007	4,996	4,962	4,922	4,943	4,823	4,756	4,856	4,812	4,877	4,951	5,059
Active lobbyists	6,583	6,588	6,589	6,593	6,553	6,505	6,509	6,561	6,543	6,656	6,720	6,750

2022-23 FY	Apr. 2022	May 2022	June 2022	July 2022	Aug. 2022	Sept. 2022	Oct. 2022	Nov. 2022	Dec. 2022	Jan. 2023	Feb. 2023	Mar. 2023
Active registrations	5,080 <sup>2</sup>	5,251 <sup>2</sup>	5,238 <sup>2</sup>	5,169 <sup>2</sup>	5,174 <sup>2</sup>	5,212 <sup>2</sup>	5,332 <sup>2</sup>	5,443 <sup>2</sup>	5,391 <sup>2</sup>	5,487 <sup>2</sup>	5,508 <sup>2</sup>	5,494 <sup>2</sup>
Active lobbyists	6,778 <sup>2</sup>	6,848 <sup>2</sup>	6,908 <sup>2</sup>	6,900 <sup>2</sup>	6,868 <sup>2</sup>	6,882 <sup>2</sup>	6,925 <sup>2</sup>	6,990 <sup>2</sup>	6,985 <sup>2</sup>	7,077 <sup>2</sup>	7,003 <sup>2</sup>	7,054 <sup>2</sup>

<sup>2</sup> Highest monthly count ever recorded in the Registry



**UNIQUE ENTITIES LOBBYING PER FISCAL YEAR**

Fiscal Year	Entity Count
FY 2015	2143
FY 2016	2452
FY 2017	2710
FY 2018	2908
FY 2019	2965
FY 2020	3361
FY 2021	3440
FY 2022	3460 <sup>3</sup>

Unique entities only (Regardless of the number of consultant registrations an entity has, the entity will only be counted once). This demonstrates that more lobbying is occurring.

<sup>3</sup> Highest FY count ever recorded in the Registry

## MONTHLY COMMUNICATION REPORTS

### ALL YEARS OF MCRS

Year	Total
2022-23	30,681 <sup>4</sup>
2021-22	24,732
2020-21	29,044
2019-20	18,986
2018-19	23,379
2017-18	23,330
2016-17	21,973
2015-16	11,976
2014-15	13,571
2013-14	11,757
2012-13	11,656
2011-12	11,490
2010-11	11,148
2009-10	8,046
2008-09	5,333

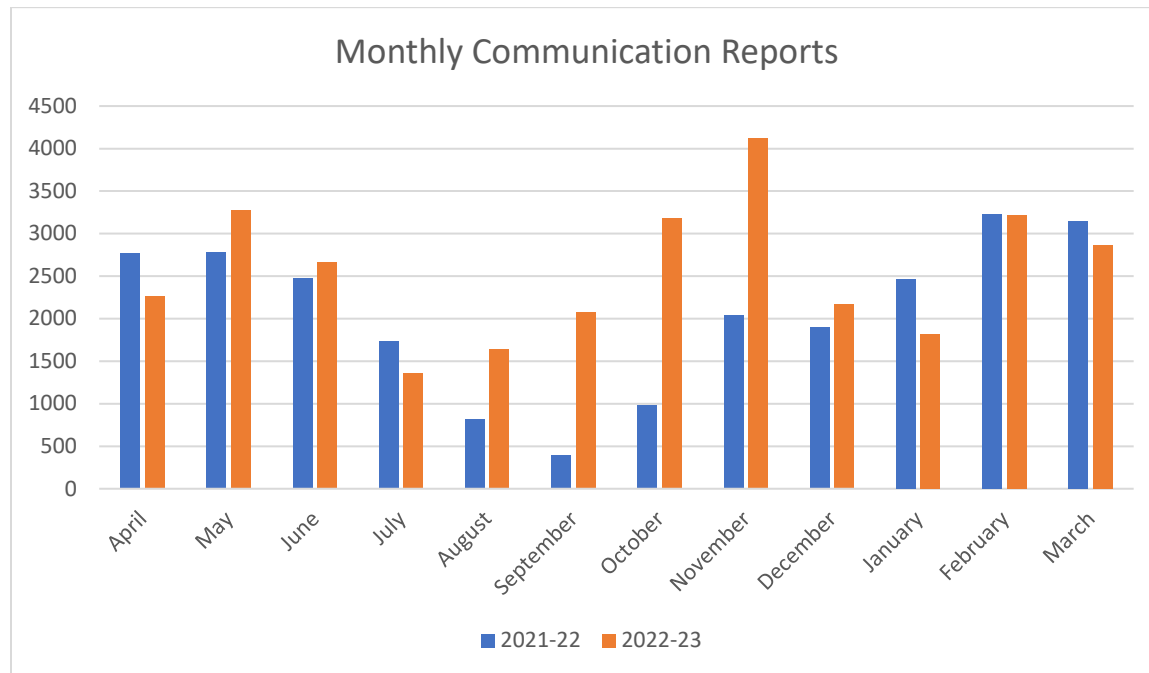
<sup>4</sup> Highest FY count ever recorded in the Registry

### COMMUNICATION REPORT TOTALS PER MONTH

Apr. 2021	May 2021	June 2021	July 2021	Aug. 2021	Sept. 2021	Oct. 2021	Nov. 2021	Dec. 2021	Jan. 2022	Feb. 2022	Mar. 2022
<b>2,764</b>	2,778	2,474	1,725	819	395	989	2,045	1,897	<b>2,465</b>	3,229	<b>3,152</b>

Apr. 2022	May 2022	June 2022	July 2022	Aug. 2022	Sept. 2022	Oct. 2022	Nov. 2022	Dec. 2022	Jan. 2023	Feb. 2023	Mar. 2023
2,262	<b>3,273</b>	<b>2,665</b>	1,364	<b>1,645</b>	2,074	3,176	<b>4,122</b>	<b>2,171</b>	1,811	3,221	2,897

Highest monthly counts indicated in **bold**. Note that Nov. 2022 was the highest count of MCRs ever recorded in any month.



## COMMUNICATION REPORTS - GOVERNMENT INSTITUTIONS

### 2021-22

Institution	Total MCRs
House of Commons	8,117
Innovation, Science and Economic Development	2,545
Environment and Climate Change	1,320
Finance	1,285
Global Affairs	1,276
Natural Resources	1,129
Prime Minister's Office	940
Health	884
Canadian Heritage	855
Senate	847

### 2022-23

Institution	Total MCRs
House of Commons	9,230
Innovation, Science and Economic Development	3,119
Environment and Climate Change	1,982
Finance Canada	1,961
Natural Resources Canada	1,682
Senate	1,385
Global Affairs	1,351
Prime Minister's Office	1,313
Health Canada	1,167
Canadian Heritage	996

## COMMUNICATIONS REPORTS – SUBJECT MATTERS

### 2021-22

Subject matter name	Total MCRs
Health	3,963
Environment	3,908
Economic Development	3,813
Industry	3,252
Agriculture	2,430
Energy	2,321
Science and Technology	2,120
Research and Development	2,054
International Trade	2,042
Climate	1,934

### 2022-23

Subject matter name	Total MCRs
Environment	5,608
Economic Development	4,904
Energy	4,126
Health	3,900
Industry	3,892
Climate	3,105
Agriculture	2,921
Science and Technology	2,625
Transportation	2,577
Budget	2,549

## GRASSROOTS – AS A MEANS OF COMMUNICATION

Type of Lobbyists	Active Registrations 2021-22	Grassroots 2021-22	% 2021-22	Active Registrations 2022-23	Grassroots 2022-23	% 2022-23
Consultants	5,689	1623	29%	6347	1,773	28%
Organizations	753	428	57%	762	443	58%
Corporations	541	148	27%	556	142	26%
Total	<b>6,893</b>	<b>2,199</b>	<b>32%</b>	<b>7,665</b>	<b>2,358</b>	<b>31%</b>